




MADE IN ITALY

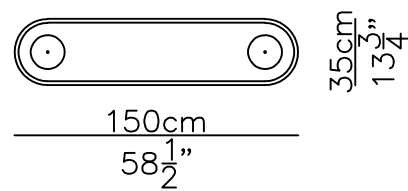
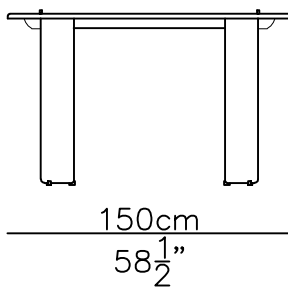
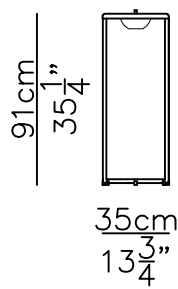


CONSOLLE - PARSEC - CONSOLLE

PARSEC CONSOLLE Pietro Russo



150 x 35 h 91
Console



COMPONENTI

n° 01 - Consolle

n° 02 - Coppette in metallo verniciato nero

n° 02 - Coperchi Ottone

COMPONENTS

n° 01 - Consolle

n° 02 - Metal Cups black lacquered

n° 02 - Brass Tops

1

Posizionare la consolle nella posizione desiderata. Alloggiare le coppette metalliche nell' apposito vano.

Successivamente posizionare i relativi coperchi. (*Figura 1 - Fase 1*)

Locate the consolle in the right place.

Place the metal cups in the provided hole. Then place their brass tops.

(*Picture 1 - Step 1*)

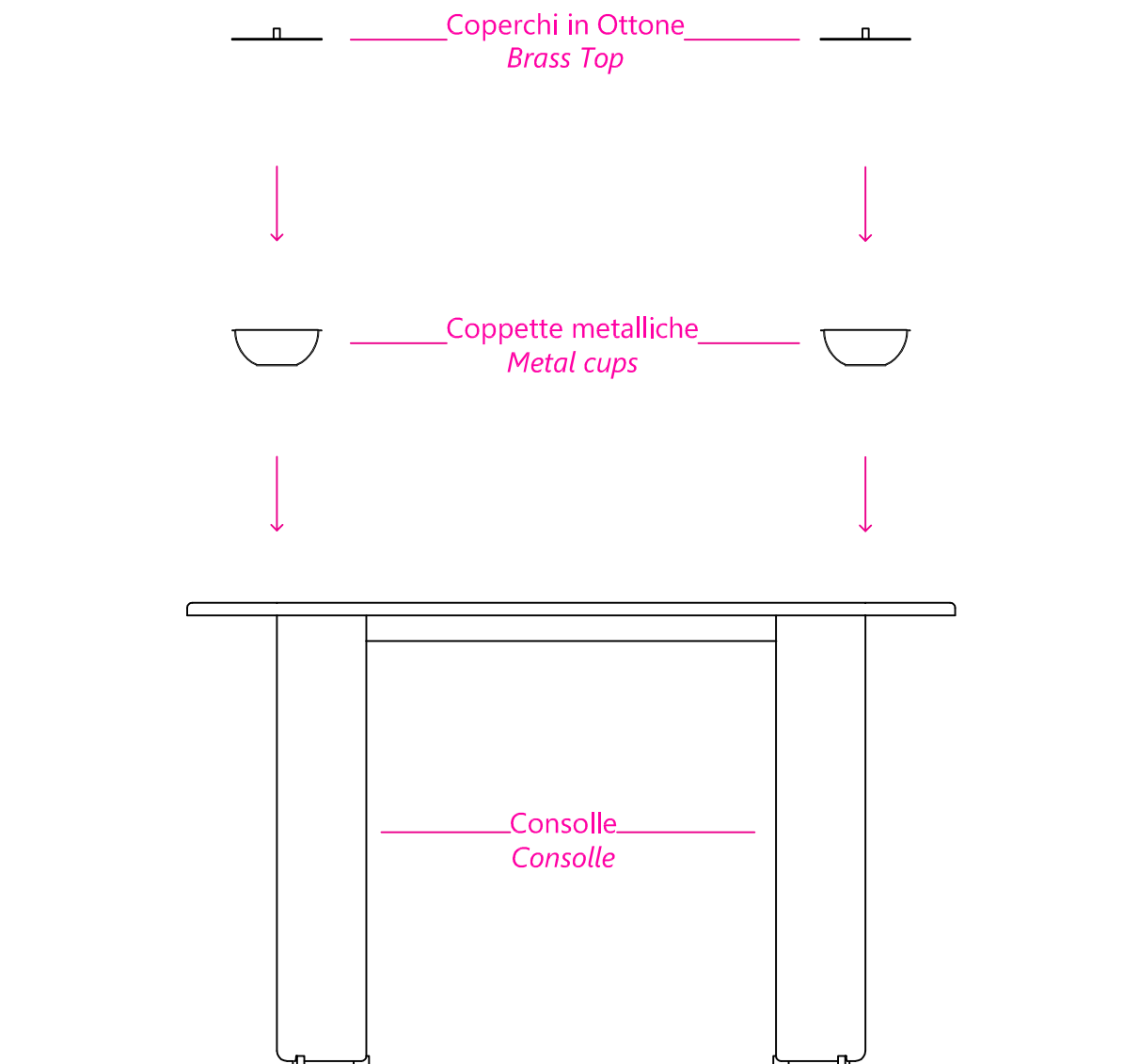
Montaggio Completato. (*Figura 2 - Fase 2*)

Assembly completed. (Picture 2 - Step 2)

Figura 1 - Picture 1

Fase 1 - Step 1

Vista laterale / Lateral view



Pianta / Top view

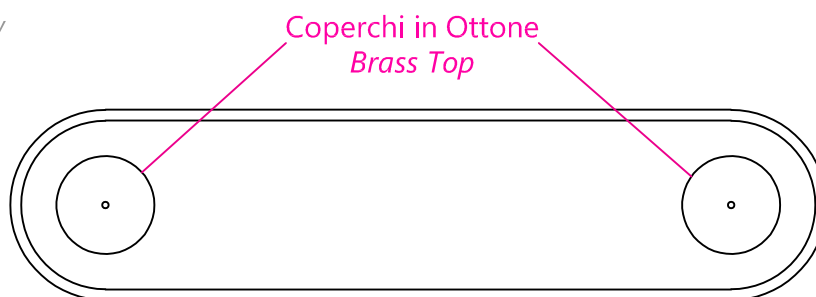


Figura 2 - Picture 2

Fase 2 - Step 2

Vista laterale / Lateral view

