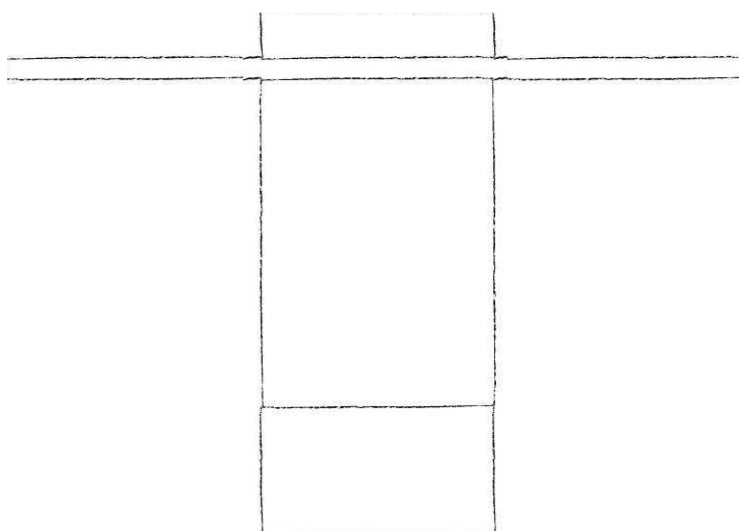




MADE IN ITALY

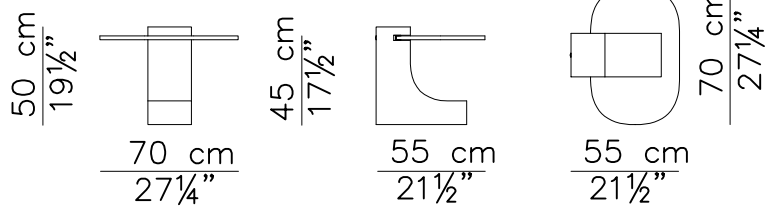


TAVOLO - VERRE PARTICULIER - TABLE

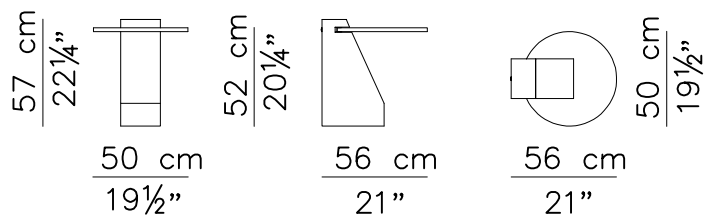
VERRE PARTICULIER Studio Pepe



55 x 70 h 50
Tavolo / Table



56 x 50 h 57
Tavolo / Table



COMPONENTI

n° 01 - Top in vetro

n° 01 - Base in marmo

n° 01 - Barra filettata

n° 01 - Perno decorativo

COMPONENTS

n° 01 - Glass top

n° 01 - Marble base

n° 01 - Threaded rod

n° 01 - Decorative pin

1

Avvitare la barra filettata al top in vetro, successivamente inserirlo nella base in marmo utilizzando il foro presente in essa. (*Figura 1*)

*Screw the threaded bar to the glass top, then put it into the marble base, using the hole in it (*Picture 1*)*

Avvitare il perno decorativo alla barra filettata (*Figura 2*)

*Screw the decorative pin to the threaded bar. (*Picture 2*)*

Montaggio Completato (*Figura 2*)

*Assembly completed (*Picture 2*)*

Figura 1 - Picture 1

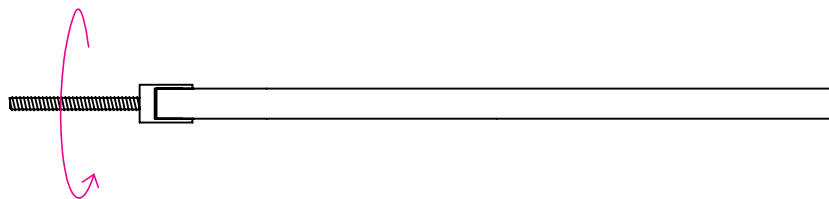

Prospetto Laterale / Lateral View

Fase 1 - Step 1

Barra filettata - Threaded rod



Piano in vetro - Glass top



Fase 2 - Step 2

Base in marmo
Marble base

Piano in vetro
Glass top

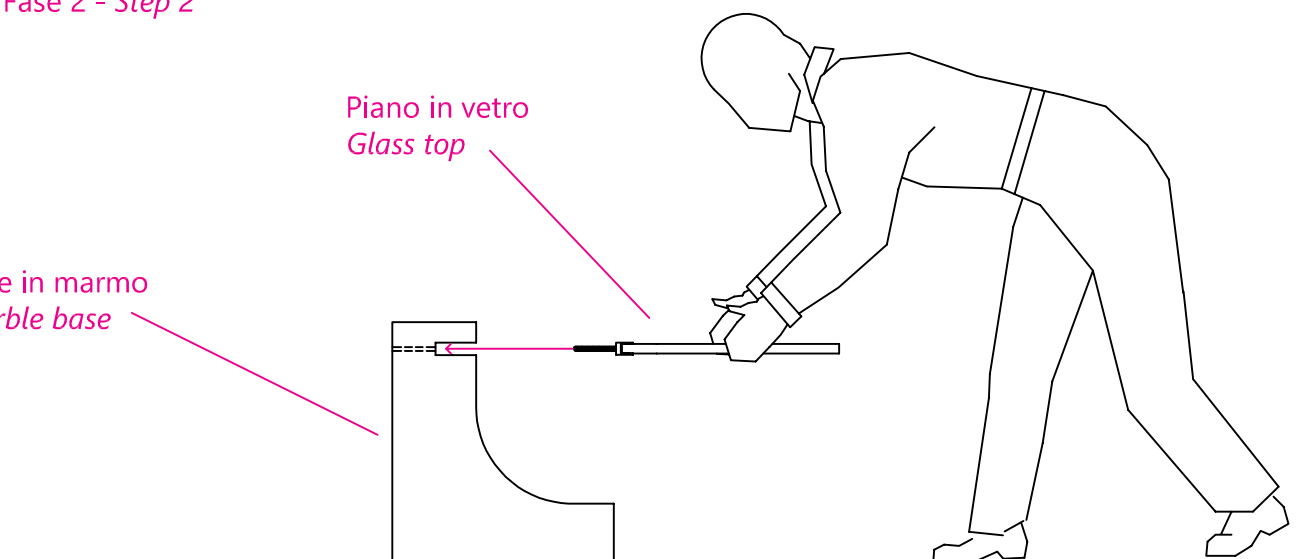


Figura 2 - Picture 2

Prospetto Laterale / Lateral view

Fase 3 - Step 3

